

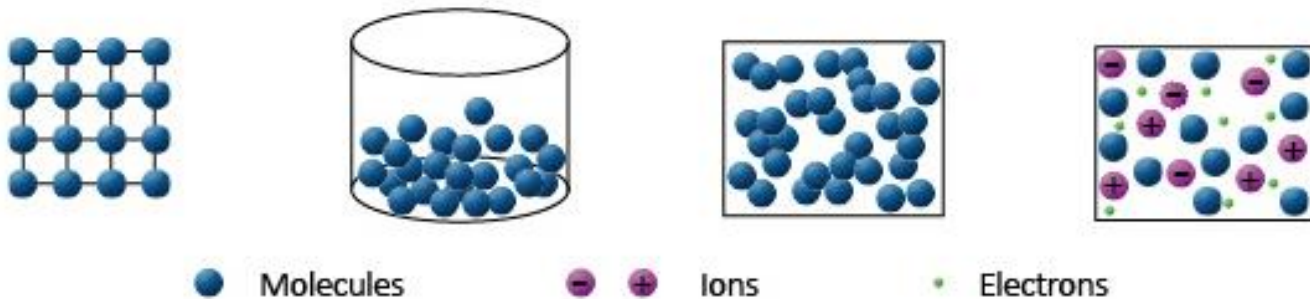


JETT Plasma Lift



What is Plasma?

- Fourth state of matter
- Described by Irving Langmuir in the 1928
- Plasma from Ancient Greek meaning „moldable substance“

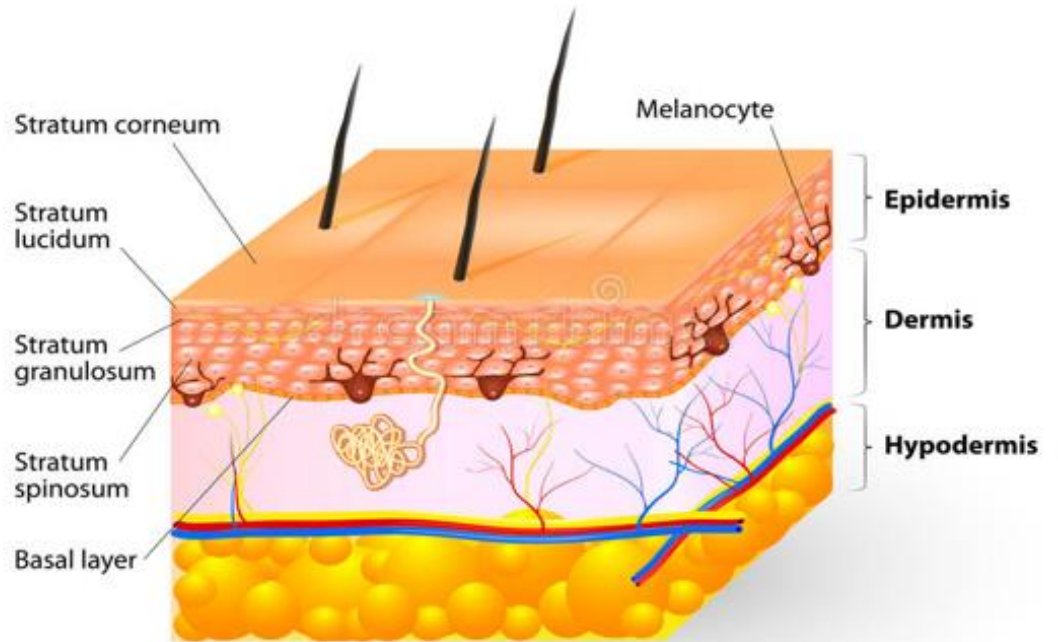


ADD HEAT



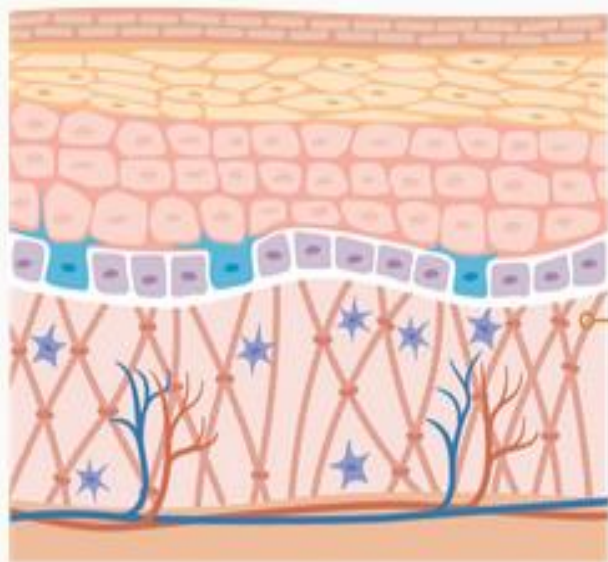
Target Tissue

- Epidermis
- Dermis
- Hypodermis





YOUNG SKIN

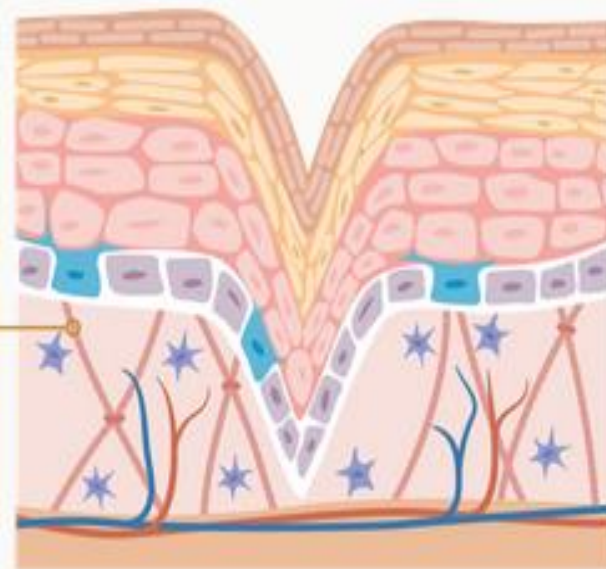


EPIDERMIS

COLLAGEN

DERMIS

OLD SKIN





Plasma Effects on Skin

- Heating
- Penetration of active molecules into the skin
- Depolarization

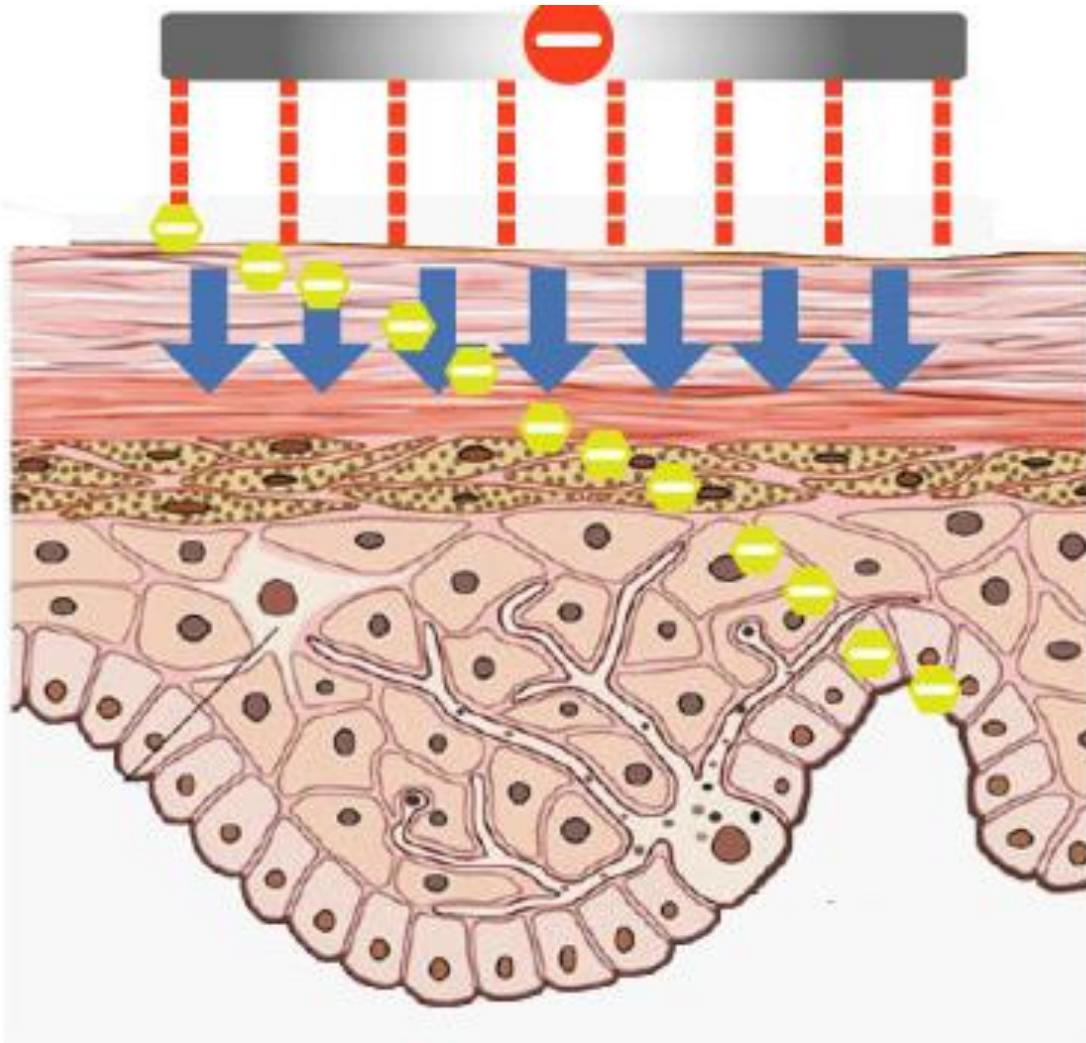


Heating

- Stimulation of Collagen
 - Lifting
 - Rejuvenation
 - Soft Peeling
-

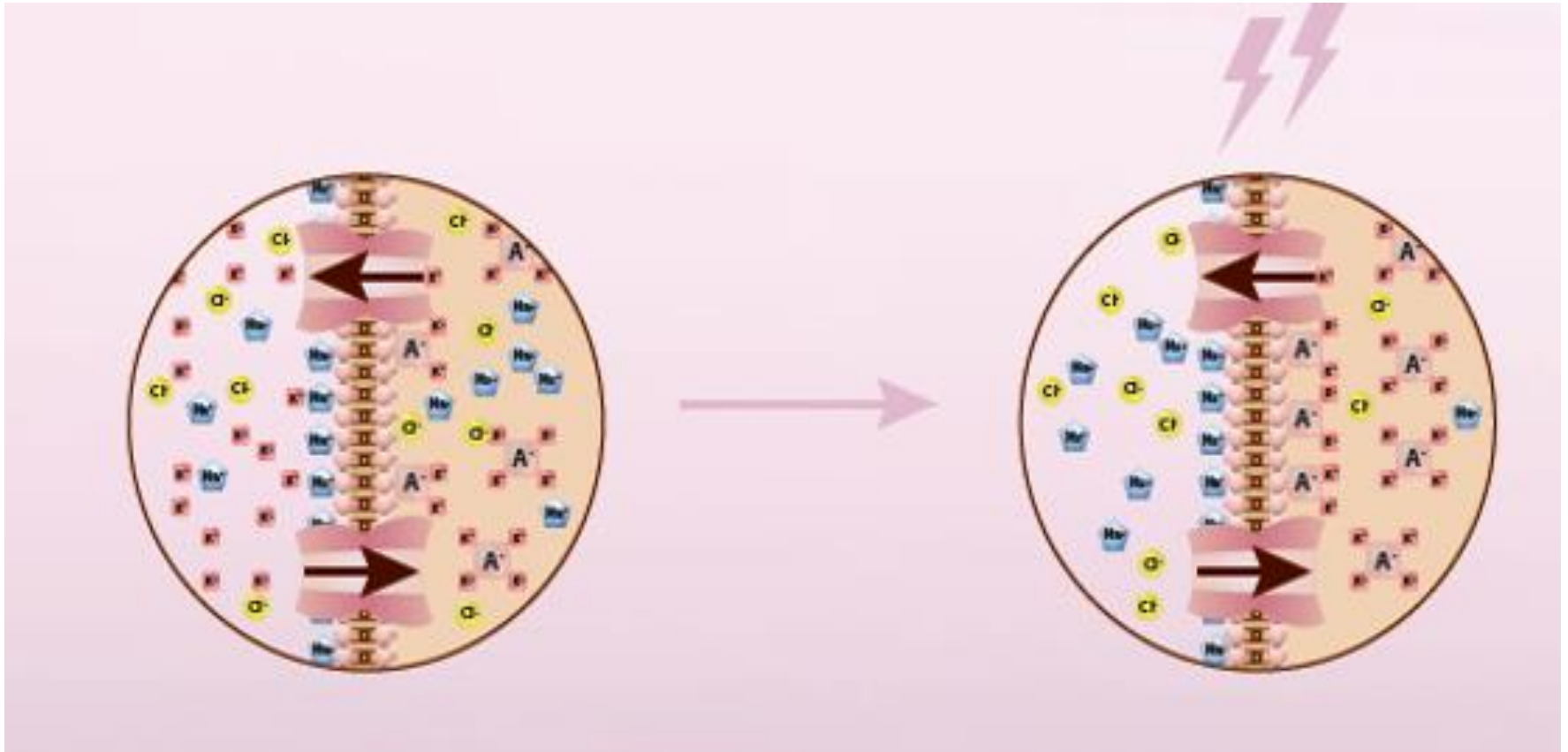


Penetration of Active Molecules





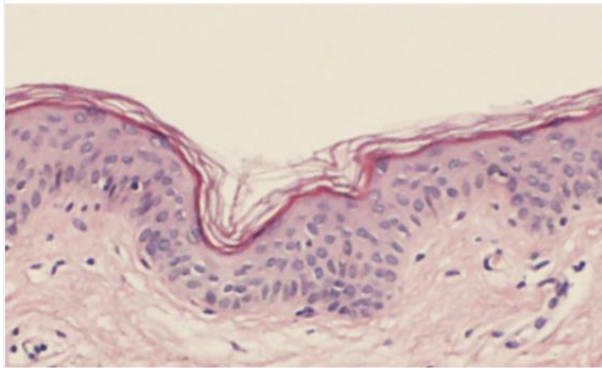
Depolarization



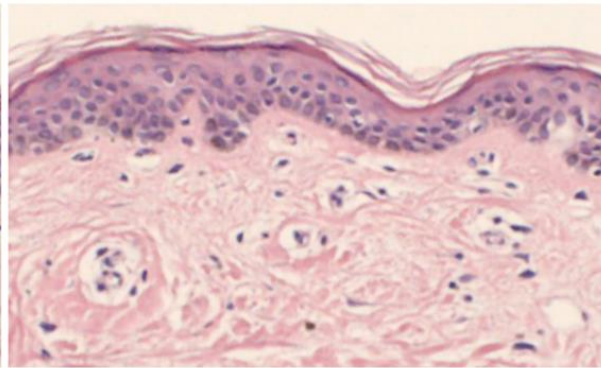


Results

- Stimulating growth epidermal factor
- Reducing wrinkles
- Tightening
- Improve skin tone, texture and elasticity
- Incorporating active ingredients into deeper layers of the skin
- Restoration of microcirculation
- Improved organisation of reticular dermis



before



after



Device

- **DC** (Direct Current)
- **SIZE** (22 x 5 x 2 cm)
Light, thanks to the ergonomic shape it is easy to hold and use
- **RELIABILITY**
System SCS (Safety Control System) detects the grounding of the client
- **CONTROL**
Easy and intuitive control by a small touch screen





Clinical Studies

- Clinical Study I (May – July 2014)
- Clinical Study II (October 2013 – March 2014)



Clinical Study I

- LD Clinic in Prague, Czech Republic
- May – July 2014
- Miloš Kravciv, MD

Aim of the study:

- Indications suitable for the use of device
 - The length of the application for individual indications
 - The frequency of the applications
 - Side effects
 - Treated clients' subjective feelings concerning the application
-



Clinical Study I

- 12 people
- Average age: 46 years
- Average number of treatments: 6
- Average time of treatment: 10 min

Treated indications:

- Wrinkles in eye and mouth area
 - Veins
 - Pigmentation
 - Stretch marks
 - Scar
-



Clinical Study I

Gender	Age	Treated Area	# of Treatments	Treatment Time	Results
M	45	Wrinkles in the Eye Area	6	10 min	Visible improvement after 3rd treatment
F	55	Wrinkles in the Eye Area	5	15 min	Visibile elimination of wrinkles
M	57	Wrinkles in the Eye Area	5	10 min	Visibile elimination of wrinkles
M	56	Wrinkles in the Eye Area	8	10 min	Visibile elimination of wrinkles
M	67	Wrinkles in the Eye Area	8	10 min	Visibile elimination of wrinkles
F	53	Wrinkles around mouth	2	10 min	Case terminated
F	62	Wrinkles around mouth	7	10 min	Visibile elimination of wrinkles
M	56	Veins on tight	2	15 min	Veins lightely brigter
F	39	Veins around nose	7	10 min	Some of veins faded
F	6	Stretch marks on hip	6	10 min	No improvement
F	47	Keloid Scar in Decollete	7	10 min	Scar faded
F	14	Inborn extensive naevus flammeus	6	10 min	Brighter lines visible



Clinical Study I - Conclusion

- Application tolerated without problems
 - Local anesthesia is not needed
 - Special care after the application is not needed
 - After the application, no limitation in sports, etc. are needed

 - Suitable indications are wrinkles in facial area, little widened veins
 - Application time is between 10-15 minutes
 - The most suitable frequency of applications is once a week during 4-6 weeks
 - No side effects were identified
 - Slight burning during applications which disappeared after the end of treatment
-



Clinical Study II

- Medical Centre in Prague, Czech Republic
- October 2013 – March 2014
- Jan Polák, MD

Aim of the study:

- Check the effect of the plasma discharge on the skin
 - Check the safety of the method
 - To define the basic contraindications of the use
-



Clinical Study II

- 50 women
- Aged 35 – 60 years

Treated indications:

- Shallow and deep wrinkles
 - Pigment/Age spots
 - Spider veins, Couperosis
-



Clinical Study II – Verification of the Effect

Deep and Shallow Wrinkles

- the plasma discharge is able to eliminate and in some cases even remove wrinkles
 - after very first application the results are visible
 - if applied more than once (2-6 times), the effect is durable
-

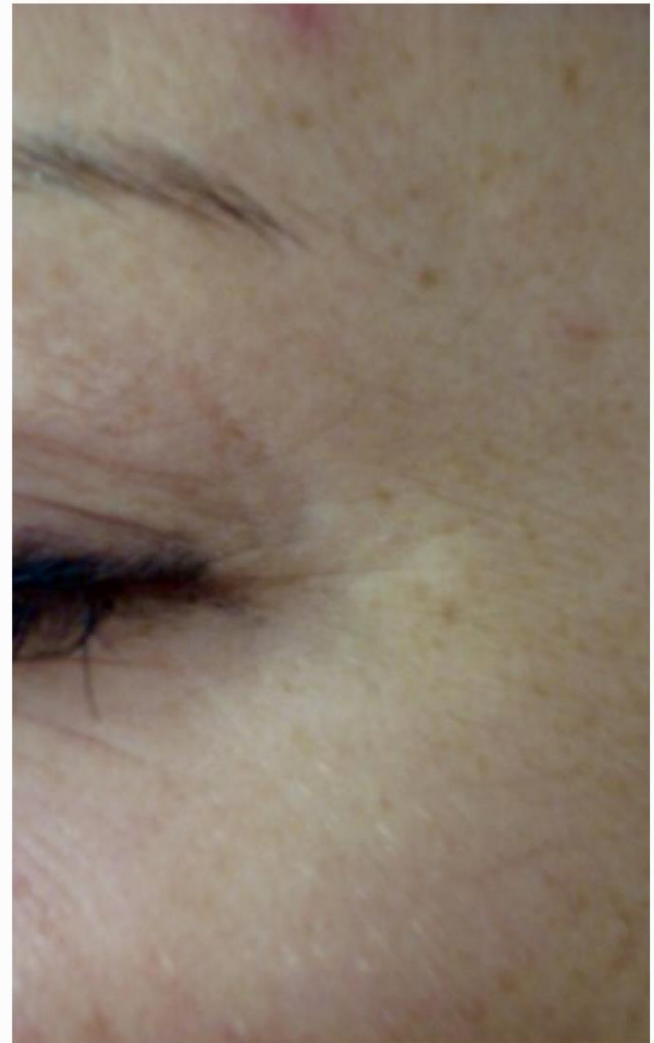
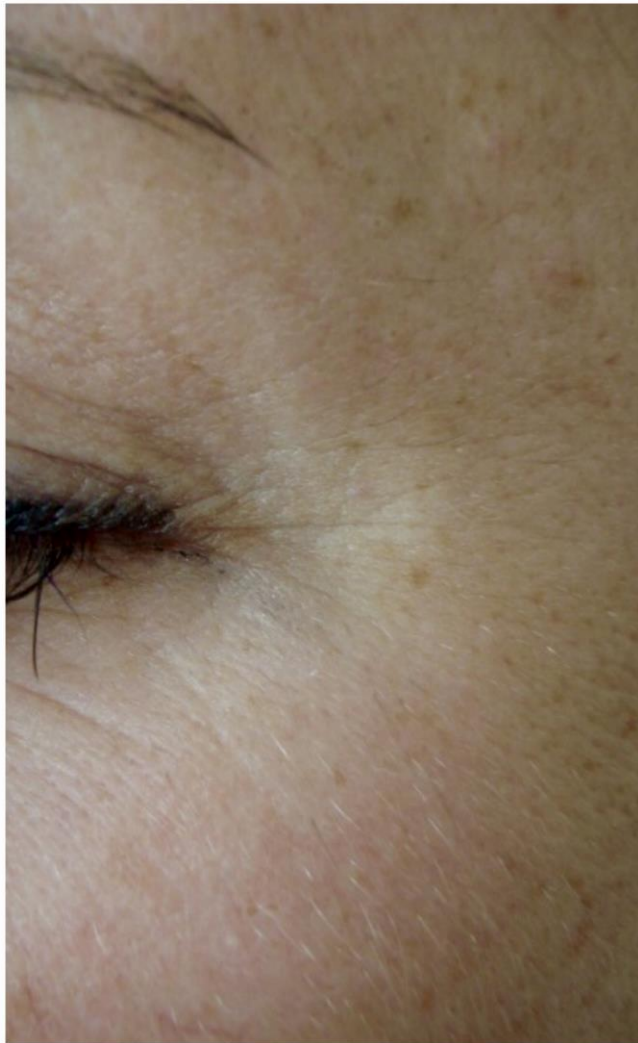




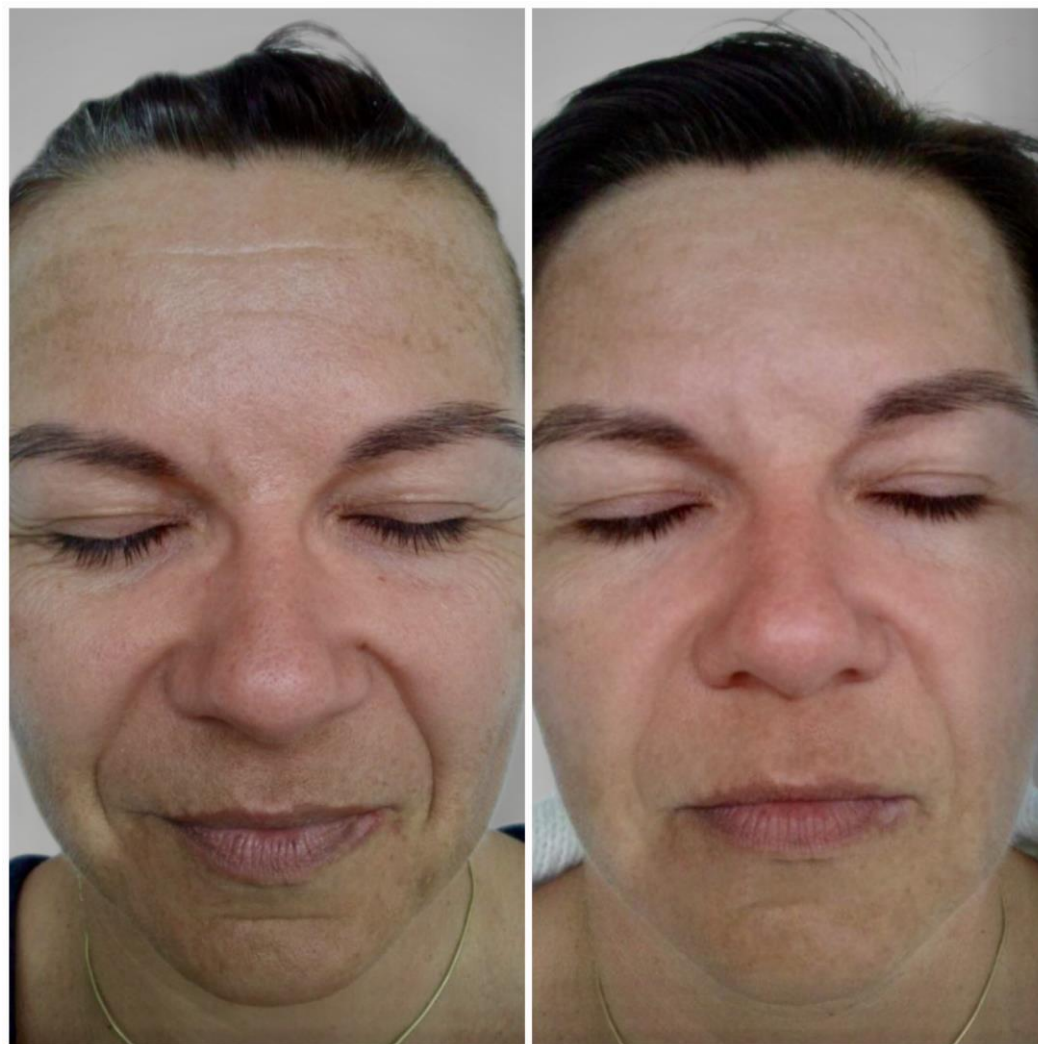














Clinical Study II – Verification of the Effect

Pigment/Age Spots

- Decrease of the concentration of the accumulated melanin caused by plasma discharge is gradual
 - Pigment spots do not disappear after the first application, yet they are brighter
 - 5-6 treatment sessions is necessary
 - Use bleach serum for better results
-





Clinical Study II – Verification of the Effect

Spider veins, Couperosis

- Strengthening of the vein walls and brightening of red veins is gradual
- Necessary to undergo 5-6 treatment sessions



Protocol of Treatment

Frequency:

- 4 - 6 sessions
- 1 - 2 per week
- 30 - 40 min

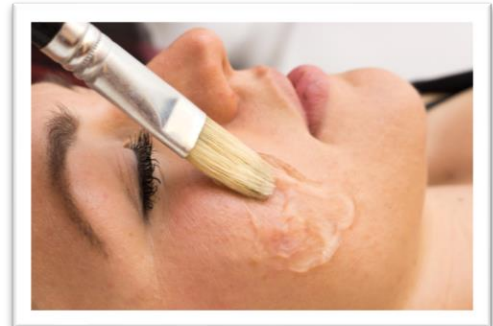
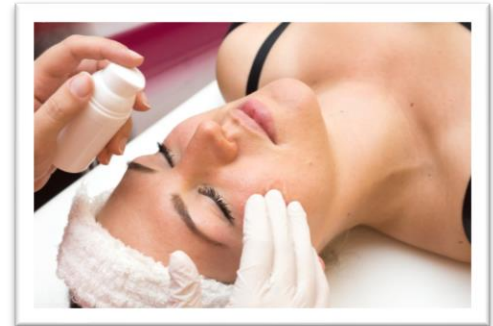
Intensities:

- approximate



Protocol of Treatment

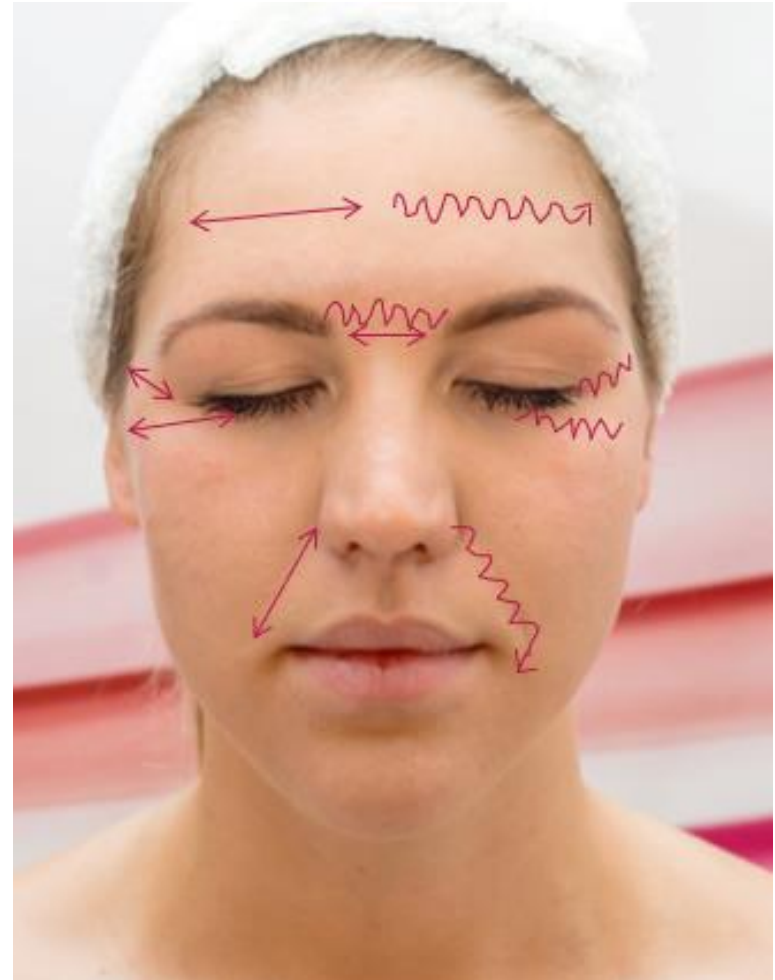
- Clean and dry the skin
- Apply serum
- Apply ultrasound gel





Protocol of Treatment

- Move back and forth in the contact with the wrinkle or other treated area
- A zig-zag move above the wrinkle in the contact with the wrinkle or other treated area
- At the end use plasma discharge and move above the wrinkle



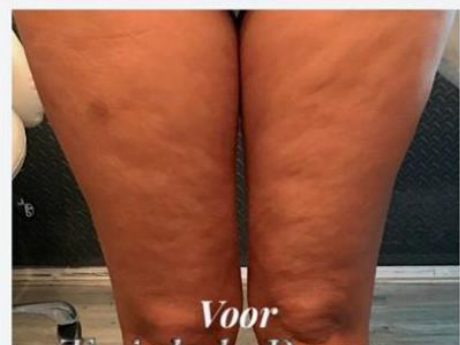


Body Treatments









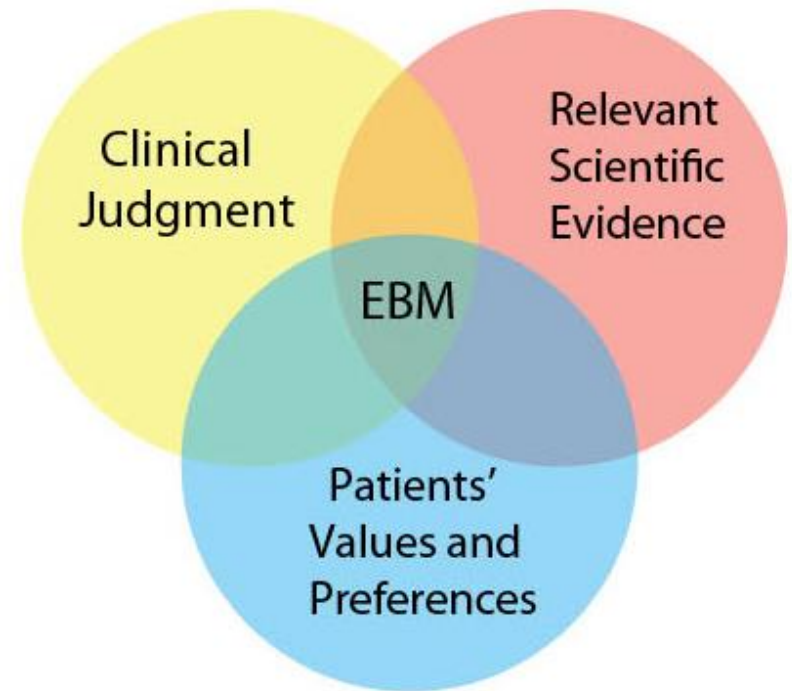


Treatment Video



Summary

- Non-invasive technique
- Skin treatment is natural
- Safe
- No side effects
- Cosmetic effects: lifting, rejuvenation, hydration
- Therapeutic effects: acne, hyperpigmentation, couperose





COMPEX, spol. s r. o.

A/ Palackého tr. 105, 612 00 Brno

T/ +420 606 071 596

E/ export@jett.eu

WWW.JETT.EU